DLK Flat ceiling air coolers

Performance comparison

Roller offers a wide range of efficient and powerful air coolers for commercial refrigeration. The product lines of **DLK ceiling air coolers** are successfully used in a wide range of applications and are correspondingly proven and well liked.

Since Q3/2023, the **DLK *Next*** has been added to the range and will replace the previous and more powerful ***EurolinePlus*** version in the future.

With a cooling capacity range from 0.9 kW to 9 kW, the **DLK *Next***-series is the ideal complement to the existing DLK product line ***flatline*** which will continue to be offered.

The advantages of the DLK Next series

- Larger power range
- Interesting price/performance ratio
- CO_2 evaporator with COI pipe system with PS 80 bar
- Flush ceiling stainless steel suspensions
- Proven and efficient EC fan technology
- Sophisticated defrost system (T-versions)
- Wide range of options and corrosion protection

4 mm
HFC
6 / 7 mm

4 mm
CO_2
6 / 7 mm

The following tables provide you with an exemplary overview of the performance-related counterparts to help you quickly find the appropriate model. Listed are the series for **HFC** and **CO_2** refrigerants with different fin spacing.

However, you can obtain an optimum design for your project via the Roller **EasySelect** selection program via our website.

Walter Roller GmbH & Co. | +49 (0) 71 56 20 01-0 | info@walterroller.de | www.WalterRoller.de

Fin spacing 4 mm | **HFC (R513A)**

DLK Flat ceiling air coolers – Performance comparison





Model EUROLINE plus		Surface	Air flow	te = -8 °C DT1 = 8 K R 513 A
DLK/T EC		m²	m³/h	kW
DLK	**441**	9,8	1150	1,62
DLKT	**441**			
DLK	**461**	14,7	1060	2,07
DLKT	**461**			
DLK	**442**	19,7	2300	3,24
DLKT	**442**			
DLK	**462**	29,5	2120	4,14
DLKT	**462**			
DLK	**443**	29,5	3450	4,86
DLKT	**443**			
DLK	**463**	44,3	3180	5,91
DLKT	**463**			
DLK	**444**	39,4	4600	6,47
DLKT	**444**			
DLK	**464**	59	4240	8,28
DLKT	**464**			

Model DLK/T NEXT		Item	Surface	Air flow high/low	te = -8 °C DT1 = 8 K R513 A high	te = -8 °C DT1 = 8 K R 513 A low
DLK/T EC Next		No.	m²	m³/h	kW	kW
DLK	**4841**	0015485	12,2	1390 / 1150	2,36	2,06
DLKT	**4841**	0015501				
DLK	**4861**	0015493	18,1	1300 / 1080	3,01	2,67
DLKT	**4861**	0015509				
DLK	**4842**	0015486	24,3	2780 / 2300	4,56	3,98
DLKT	**4842**	0015502				
DLK	**4862**	0015494	36,1	2600 / 2160	5,87	5,18
DLKT	**4862**	0015510				
DLK	**4862**	0015494	36,1	2660 / 2160	5,87	5,18
DLKT	**4862**	0015510				
DLK	**4843**	0015487	36,5	4170 / 3450	7,12	6,41
DLKT	**4843**	0015503				
DLK	**4863**	0015495	54,2	3900 / 3240	8,55	7,4
DLKT	**4863**	0015511				
DLK	**4844**	0015488	45,2	5290 / 4470	8,37	7,39
DLKT	**4844**	0015504				
DLK	**4864**	0015496	67,1	4950 / 4080	11,17	9,75
DLKT	**4864**	0015512				

Model flatline		Item	Surface	Air flow high/low	te = -8 °C DT1 = 8 K R 513 A high	te = -8 °C DT1 = 8 K R 513 A low
DLK/T EC		No.	m²	m³/h	kW	kW
DLK	**401**	0013680	4	780 / 624	0,83	0,73
DLKT	**401**	0013710				
DLK	**411**	0013681	5,3	740 / 592	1,06	0,94
DLKT	**411**	0013711				
DLK	**421**	0013682	6,1	890 / 712	1,14	1,02
DLKT	**421**	0013712				
DLK	**431**	0013683	8	850 / 680	1,34	1,13
DLKT	**431**	0013713				
DLK	**412**	0013684	10,7	1480 / 1184	2,16	1,9
DLKT	**412**	0013714				
DLK	**432**	0013684	16	1700 / 1360	2,79	2,42
DLKT	**432**	0013714				
DLK	**413**	0013685	16	2220 / 1776	3,26	2,87
DLKT	**413**	0013715				
DLK	**433**	0013686	24,1	2550 / 2040	4,24	3,71
DLKT	**433**	0013716				
DLK	**414**	0013688	21,4	2960 / 2368	4,36	3,84
DLKT	**414**	0013718				
DLK	**434**	0013689	32,1	3400 / 2720	5,62	4,87
DLKT	**434**	0013719				

Fin spacing 6/7 mm | **HFC (R513A)**

DLK Flat ceiling air coolers – Performance comparison



Model EUROLINE plus		Surface	Air flow	te = -8 °C DT1 = 8 K R 513 A
DLK/T EC		m²	m³/h	kW
DLK	**741**	6,5	1210	1,34
DLKT	**741**			
DLK	**761**	9,7	1110	1,72
DLKT	**761**			
DLK	**742**	13	2420	2,67
DLKT	**742**			
DLK	**762**	19,5	2220	3,45
DLKT	**762**			
DLK	**743**	19,5	3630	4,01
DLKT	**743**			
DLK	**463**	29,2	3330	4,92
DLKT	**463**			
DLK	**744**	26	4840	5,35
DLKT	**744**			
DLK	**764**	38,9	4440	6,9
DLKT	**764**			

Model DLK/T NEXT		Item	Surface	Air flow high/low	te = -8 °C DT1 = 8 K R513 A high	te = -8 °C DT1 = 8 K R 513 A low
DLK/T EC Next		No.	m²	m³/h	kW	kW
DLK	**7841**	0015489	7,3	1500 / 1240	1,69	1,48
DLKT	**7841**	0015505				
DLK	**7861**	0015497	10,9	1400 / 1160	2,44	2,16
DLKT	**7861**	0015513				
DLK	**7842**	0015490	14,6	3000 / 2480	3,26	2,85
DLKT	**7842**	0015506				
DLK	**7862**	0015498	21,8	2800 / 2320	4,73	4,19
DLKT	**7862**	0015514				
DLK	**7862**	0015498	21,8	2800 / 2320	4,73	4,19
DLKT	**7862**	0015514				
DLK	**7843**	0015491	22	4500 / 3720	5,5	4,92
DLKT	**7843**	0015507				
DLK	**7863**	0015499	32,7	4200 / 3480	6,59	5,74
DLKT	**7863**	0015515				
DLK	**7844**	0015492	27,2	5690 / 4690	5,86	5,09
DLKT	**7844**	0015508				
DLK	**7864**	0015500	40,4	5320 / 4390	8,86	7,78
DLKT	**7864**	0015516				

Model flatline		Item	Surface	Air flow high/low	te = -8 °C DT1 = 8 K R 513 A high	te = -8 °C DT1 = 8 K R 513 A low
DLK/T EC		No.	m²	m³/h	kW	kW
DLK	**601**	0013690	2,8	820 / 656	0,64	0,55
DLKT	**601**	0013720				
DLK	**611**	0013691	3,7	780 / 624	0,88	0,77
DLKT	**611**	0013721				
DLK	**621**	0013692	4,2	940 / 752	0,94	0,83
DLKT	**621**	0013722				
DLK	**631**	0013693	5,5	910 / 728	1,16	1,04
DLKT	**631**	0013723				
DLK	**612**	0013694	7,3	1560 / 1248	1,77	1,56
DLKT	**612**	0013724				
DLK	**632**	0013695	11	1820 / 1456	2,31	2,01
DLKT	**632**	0013725				
DLK	**613**	0013696	11	2340 / 1872	2,67	2,35
DLKT	**613**	0013726				
DLK	**633**	0013697	16,5	2730 / 2184	3,56	3,12
DLKT	**633**	0013727				
DLK	**614**	0013698	14,7	3120 / 2496	3,57	3,14
DLKT	**614**	0013728				
DLK	**634**	0013699	22	3640 / 2912	4,64	4,03
DLKT	**634**	0013729				

Fin spacing 4 mm | CO_2

DLK Flat ceiling air coolers – Performance comparison



Model EUROLINE plus DLK/T EC		Surface m²	Air flow m³/h	te = -8 °C DT1 = 8 K kW
DLK	441	9,8	1150	1,31
DLKT	441			
DLK	461	14,7	1060	1,77
DLKT	461			
DLK	442	19,7	2300	2,97
DLKT	442			
DLK	462	29,5	2120	3,84
DLKT	462			
DLK	443	29,5	3450	4,72
DLKT	443			
DLK	463	44,3	3180	6,98
DLKT	463			
DLK	444	39,4	4600	7,53
DLKT	444			
DLK	464	59	4240	10,3
DLKT	464			

Model DLK/T NEXT (80 bar) DLK/T EC Next		Item No.	Surface m²	Air flow m³/h	te = -8 °C DT1 = 8 K high	te = -8 °C DT1 = 8 K low
DLK	4841	0015524	12,5	1420 / 1170	3,03	2,68
DLKT	4841	0015536				
DLK	4861	0015528	18,6	1330 / 1100	3,73	3,31
DLKT	4861	0015544				
DLK	4842	0015521	25	2840 / 2340	6,09	5,39
DLKT	4842	0015537				
DLK	4862	0015529	37,1	2660 / 2200	7,55	6,68
DLKT	4862	0015545				
DLK	4862	0015529	37,1	2660 / 2200	7,55	6,68
DLKT	4862	0015545				
DLK	4843	0015522	37,4	4260 / 3510	9,1	8,22
DLKT	4843	0015538				
DLK	4863	0015530	55,7	3990 / 3300	11,36	10,05
DLKT	4863	0015546				
DLK	4844	0015523	46,4	5400 / 4560	11,25	10,1
DLKT	4844	0015539				
DLK	4864	0015531	68,9	5050 / 4170	13,76	12,12
DLKT	4864	0015547				

Model flatline (80 bar) DLK/T EC		Item No.	Surface m²	Air flow m³/h	te = -8 °C DT1 = 8 K high	te = -8 °C DT1 = 8 K low
DLK	401	0013740	4	780 / 624	1,05	0,93
DLKT	401	0013770				
DLK	411	0013741	5,3	740 / 592	1,3	1,14
DLKT	411	0013771				
DLK	421	0013742	6,1	890 / 712	1,4	1,23
DLKT	421	0013772				
DLK	431	0013743	8	850 / 680	1,75	1,5
DLKT	431	0013773				
DLK	412	0013744	10,7	1480 / 1184	2,91	2,54
DLKT	412	0013774				
DLK	432	0013745	16	1700 / 1360	3,69	3,23
DLKT	432	0013775				
DLK	413	0013746	16	2220 / 1776	4,19	3,61
DLKT	413	0013776				
DLK	433	0013747	24,1	2550 / 2040	5,62	4,86
DLKT	433	0013777				
DLK	414	0013748	21,4	2960 / 2368	5,85	5,09
DLKT	414	0013778				
DLK	434	0013749	32,1	3400 / 2720	7,42	6,49
DLKT	434	0013779				
DLK	434	0013749	32,1	3400 / 2720	7,42	6,49
DLKT	434	0013779				

Fin spacing 6/7 mm | CO_2

DLK Flat ceiling air coolers – Performance comparison



Model EUROLINE plus DLK/T EC	Surface m²	Air flow m³/h	te = -8 °C DT1 = 8 K kW
DLK 741 / DLKT 741	6,5	1210	1,06
DLK 761 / DLKT 761	9,7	1110	1,48
DLK 742 / DLKT 742	13	2420	2,38
DLK 762 / DLKT 762	19,5	2220	3,22
DLK 743 / DLKT 743	19,5	3630	3,75
DLK 763 / DLKT 763	29,2	3330	5,64
DLK 744 / DLKT 744	26	4840	5,68
DLK 764 / DLKT 764	38,9	4440	8,48

Model DLK/T NEXT 80 bar DLK/T EC Next	Item No.	Surface m²	Air flow m³/h high/low	te = -8 °C DT1 = 8 K kW high	te = -8 °C DT1 = 8 K kW low
DLK 7841 / DLKT 7841	0015524 / 0015540	7,4	1530 / 1260	2,24	2
DLK 7861 / DLKT 7861	0015532 / 0015548	11,1	1430 / 1180	3	2,67
DLK 7842 / DLKT 7842	0015525 / 0015541	14,9	3060 / 2520	4,49	4
DLK 7862 / DLKT 7862	0015533 / 0015549	22,1	2860 / 2360	6,03	5,38
DLK 7862 / DLKT 7862	0015533 / 0015549	22,1	2860 / 2360	6,03	5,38
DLK 7843 / DLKT 7843	0015526 / 0015542	22,3	4590 / 3780	6,94	6,27
DLK 7863 / DLKT 7863	0015534 / 0015550	33,2	4290 / 3540	9,07	8,08
DLK 7844 / DLKT 7844	0015527 / 0015543	27,6	5810 / 4790	8,21	7,32
DLK 7864 / DLKT 7864	0015535 / 0015551	41,1	5430 / 4480	10,97	9,75

Model flatline 80 bar DLK/T EC	Item No.	Surface m²	Air flow m³/h high/low	te = -8 °C DT1 = 8 K kW high	te = -8 °C DT1 = 8 K kW low
DLK 601 / DLKT 601	0013750 / 0013780	2,8	820 / 656	0,82	0,73
DLK 611 / DLKT 611	0013751 / 0013781	3,7	780 / 624	1,04	0,92
DLK 621 / DLKT 621	0013752 / 0013782	4,2	940 / 752	1,1	0,97
DLK 631 / DLKT 631	0013753 / 0013783	5,5	910 / 728	1,41	1,24
DLK 612 / DLKT 612	0013754 / 0013784	7,3	1560 / 1248	2,32	2,03
DLK 632 / DLKT 632	0013755 / 0013785	11	1820 / 1456	3,06	2,7
DLK 613 / DLKT 613	0013756 / 0013786	11	2340 / 1872	3,27	2,87
DLK 633 / DLKT 633	0013757 / 0013787	16,5	2730 / 2184	4,56	3,98
DLK 614 / DLKT 614	0013758 / 0013788	14,7	3120 / 2496	4,64	4,07
DLK 634 / DLKT 634	0013759 / 0013789	22	3640 / 2912	6,15	5,41
DLK 634 / DLKT 634	0013759 / 0013789	22	3640 / 2912	6,15	5,41

Fin spacing < 7mm on request